




Awid Rehab

VELOCITY

Providing best-in-class performance and superior clinical functionality, the Velocity is our most popular mid-wheel drive powerchair. With enhanced lifestyle elements, the Velocity is feature-rich while being economically sound.



Features

- Center of gravity tilt 0-50 posterior
- shear reduction recline 90-150
- Tension-adjustable front and rear suspension
- Now available with  **Precision Comfort** |  **Gelovations™**
- Optional power seat lift with 12-inch telescoping tower
- Adjustable seat width and depth from 16-22-inches; adjustable in 1-inch increments
- Compact footprint: 24-inch base width and seat-to-floor height as low as 16.5-inches.
- Bright LED lights and unoccupied transit tie-downs included
- Powered by  **MK POWERED**



Specifications

Maximum Speed	6mph
Range	18mi
Turning Radius	26"
Overall Length	36"
Overall Width	24"
Ground Clearance	2.5"
Tilt	0°-55°
Recline	90°-150°
Articulating Foot Platform (seat-to-footplate length)	14"-17"
Power Seat Lift	12"
Seat-to-Footplate Height Captain/Pan Seat	10"-13"

Drive Wheels	14" x 3"
Casters Front/Rear	6" x 2"
Weight Capacity	300 lbs
Weight including Batteries (depending on configuration)	320-404 lbs
Electronics	PG VR2 or R-Net
Seat Width	16"-22"
Seat Depth	16"-22"
Back Height (PC Proform)	23"
Seat-to-Floor Height	16.5"-19.5"
Batteries	22NF
HCPSC	K0848/K0849 K0856 K0861

Colors



www.avidrehab.com | Sales@meritus.com